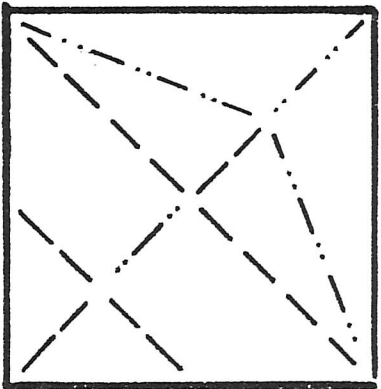
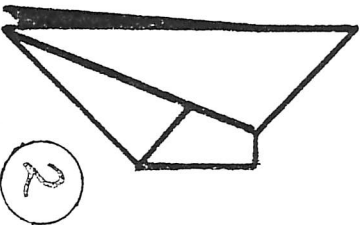


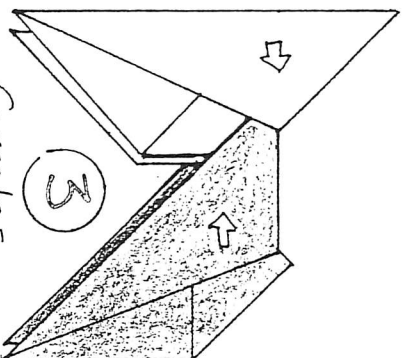
Double Flower Star



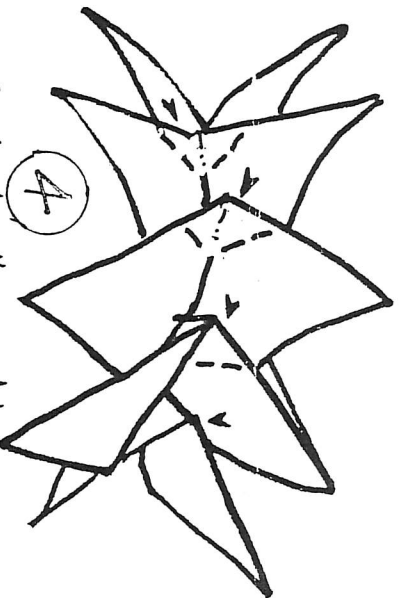
1 Colourside up, valley-crease one corner of a small square then fold the remainder (i.e. half fishbone crease pattern).



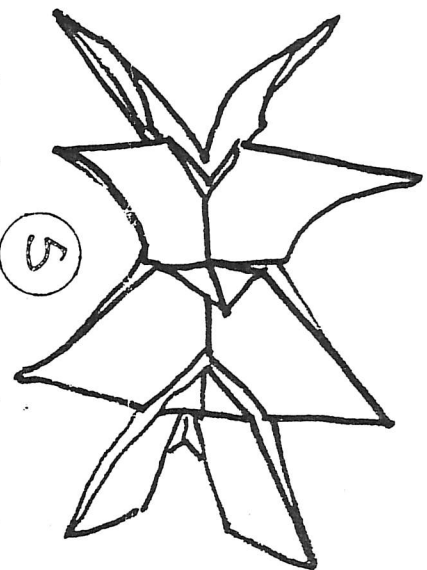
2 Module complete. Make a total of 8, all of some size + of different colours.




3 Consider diagram carefully to see how 2 units join together. All eight units combine to form a ring.



4 To lock the eight joined units, turn to the underside + sink all the right-angle points to be found there.



5 All hidden points sunk in order to secure inter-locked modules.



Jeff
Beynon.

Method + Diagrams — Dec '88.