

Poulpe sans couture?

Modèle & diagrammes: Victorien Rami

Difficulté : intermédiaire.

Papier recommandé : Peau d'éléphant ou équivalent, 24x24cm minimum. Le kami classique fonctionne aussi, mais moins bien.

Ce modèle peut être plié en *wet folding*.


Seamless Octopus?

Model & diagrams: Victorien Rami

Difficulty: intermediate.

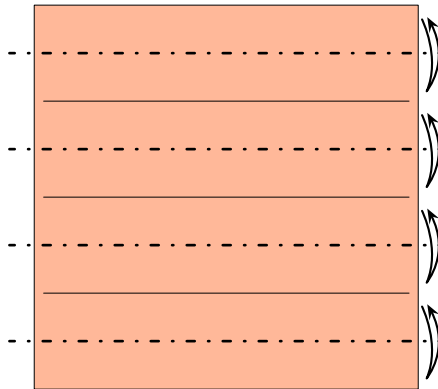
Recommended paper : Elephant hide or equivalent, 24x24cm minimum. Classic kami works too, but not as well.

This model can be wet folded.




Diviser en quarts avec des plis vallées.

Valley folds to divide into 4th.



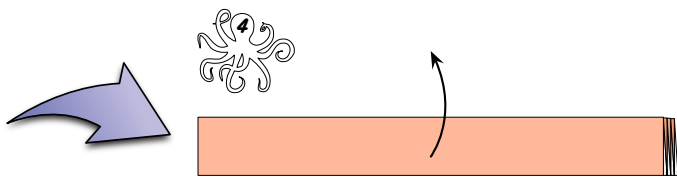
Plis montagnes pour diviser en huitièmes.

Mountain folds to divide into 8th.





Plier en accordéon selon les plis existants.

Pleat.



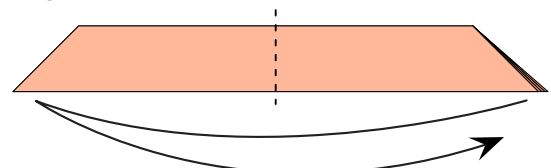
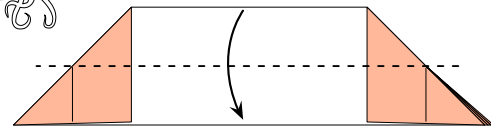
Relever un volet.

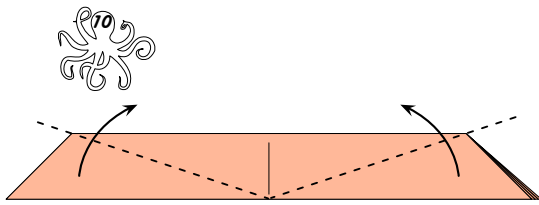
Lift one flap up.



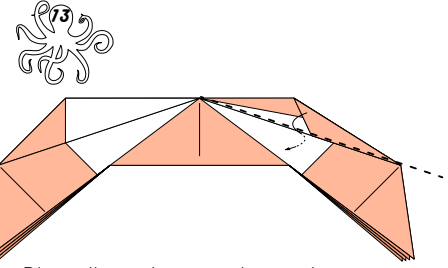
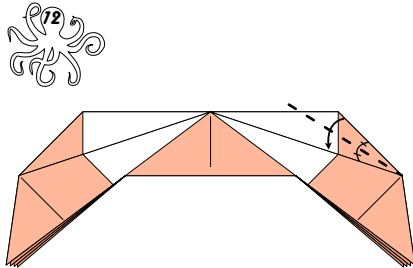
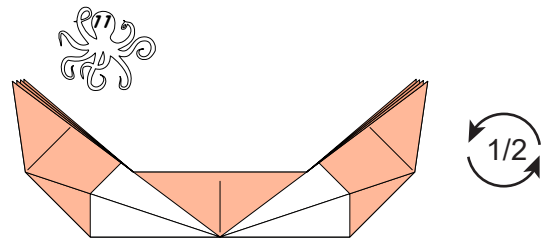
Pli inversé intérieur sur chacun des 6 coins.

Inside-reverse-fold 6 corners.

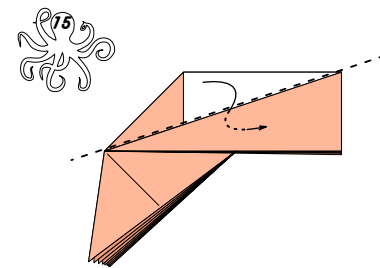

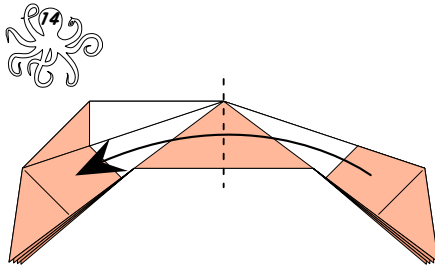




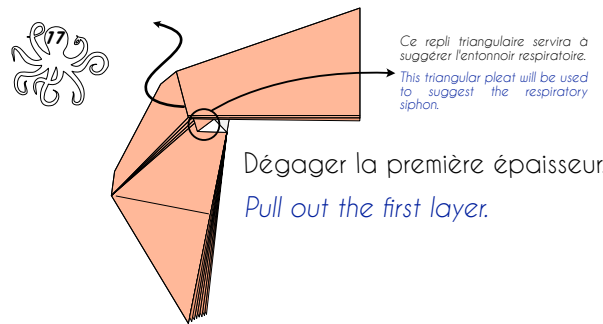
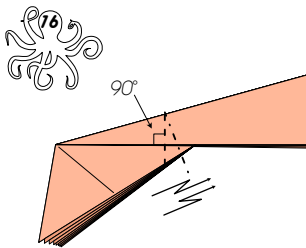
Plier 4 volets vers le haut suivant les plis vallées
Valley-fold 4 flaps up.



Pli vallée derrière les volets.
Valley-fold behind the front flaps.

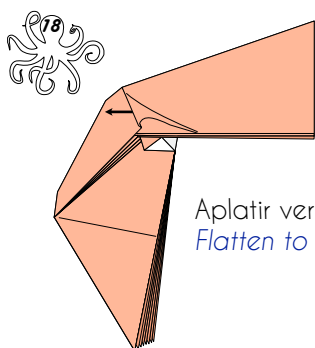


Pli vallée dans la pochette la plus opposée
pour bloquer toutes les épaisseurs ensemble.
*Valley-fold in the outermost pocket to lock all
the flaps together.*

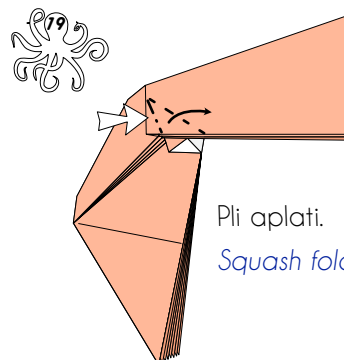


Crimp. Répartir symétriquement les épaisseurs.
Crimp. Pay attention to evenly separate the layers.

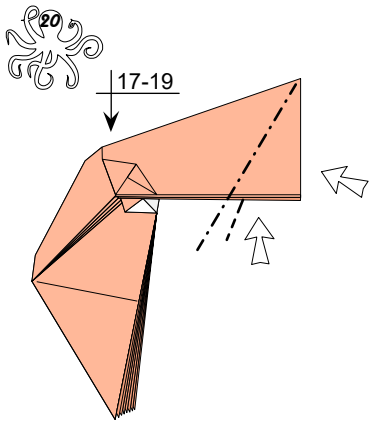
Dégager la première épaisseur.
Pull out the first layer.



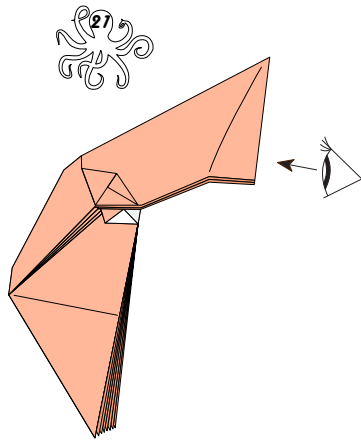
Aplatir vers la gauche.
Flatten to the left.



Pli aplati.
Squash fold.

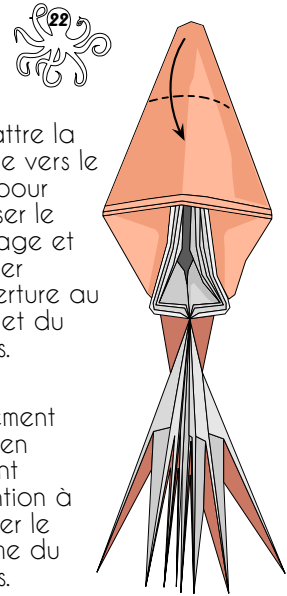


Aplatir partiellement pour arrondir le corps.
Partially squash to round the body.

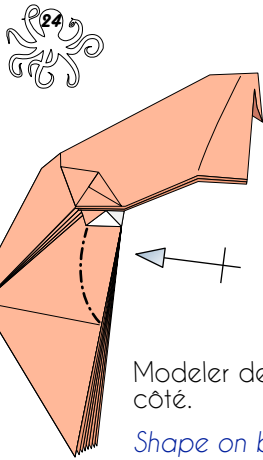
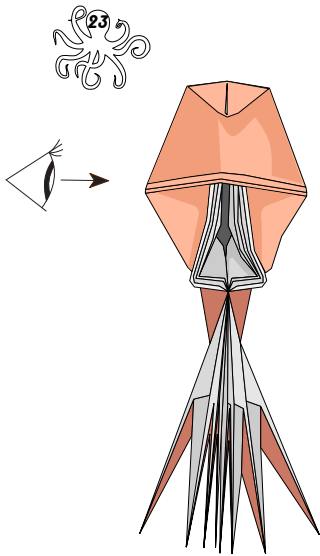


Rabattre la pointe vers le bas pour finaliser le blocage et cacher l'ouverture au sommet du corps.
 Plier fermement mais en faisant attention à garder le volume du corps.

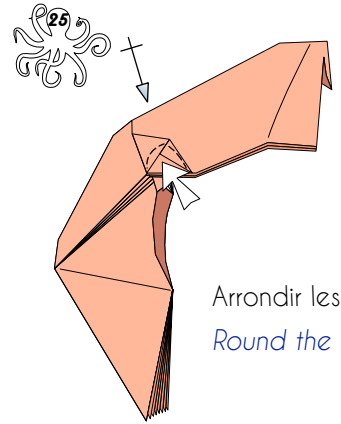
Plier fermement mais en faisant attention à garder le volume du corps.



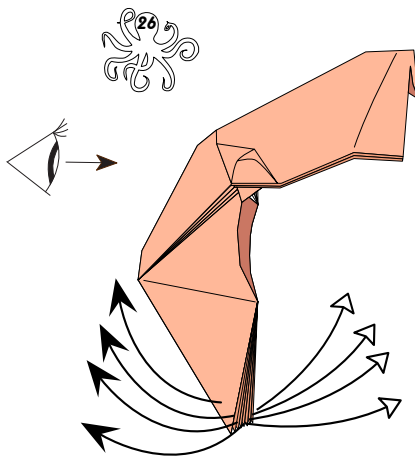
Valley-fold the tip down to finalize the lock and hide the opening at the top of the body.
 Crease firmly but pay attention to keep the volume of the body.



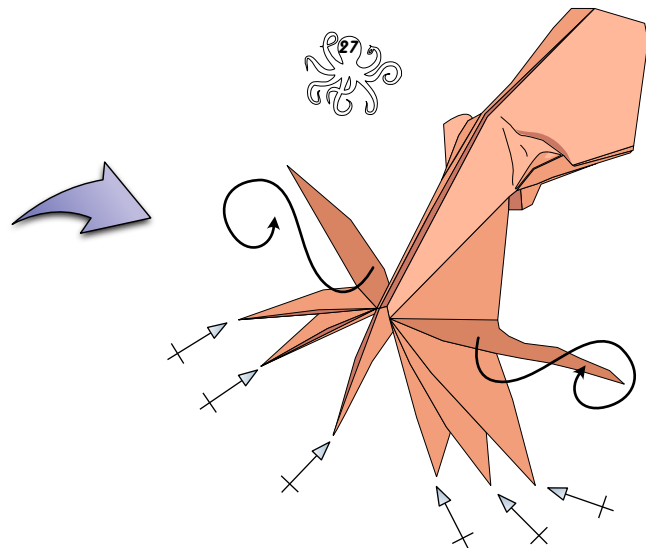
Modeler de chaque côté.
Shape on both sides.



Arrondir les yeux.
Round the eyes.



Écarter les tentacules.
Fan the tentacles out.



Onduler les tentacules. Modèle terminé!
Undulate the tentacles to your taste. Model completed!