

CFC 04, Talk #1

Writing an Origami Book





Peter Buchan-Symons

A bit about me

I do origami...




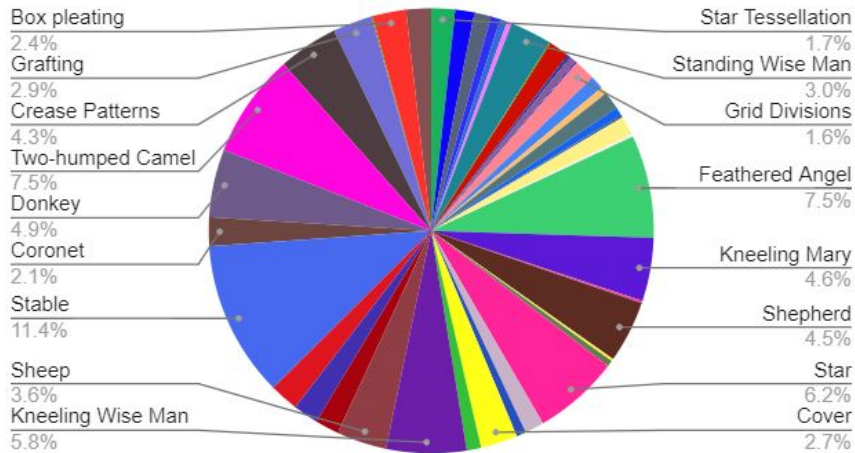
Books




How long to write?

30 models**, 216 pages, A4

Nativity Time by Item



715.5 hours \approx 90 work days \approx 4 months work



(FFV1: 491 hours)

Purpose

Money

Enjoy making diagrams?

Reputation

Sharing your designs

Present novel origami
techniques



Designs

How to get enough models to fill a book:

- Existing designs
- New designs
 - Use a theme to motivate you
 - Ask what people want!
- Other designers/traditional models

But be original! Don't let it become a chore – this is meant to be the fun part!



Diagrams – Golden Rule

Diagram your designs as you go along

Diagram your designs as you go along



Diagrams – But how?

~~Photodiagrams~~

Hand drawn?

Software:

- Easier to edit
- More accurate
- Quicker
- Looks less good?



Diagrams – Software



Affinity Designer 2 | macOS ✓

Affinity Designer 2 | Windows ✓

Affinity Designer 2 | iPadOS ✓



Affinity Photo 2 | macOS ✓

Affinity Photo 2 | Windows ✓

Affinity Photo 2 | iPadOS ✓



Affinity Publisher 2 | macOS ✓

Affinity Publisher 2 | Windows ✓

Affinity Publisher 2 | iPadOS ✓

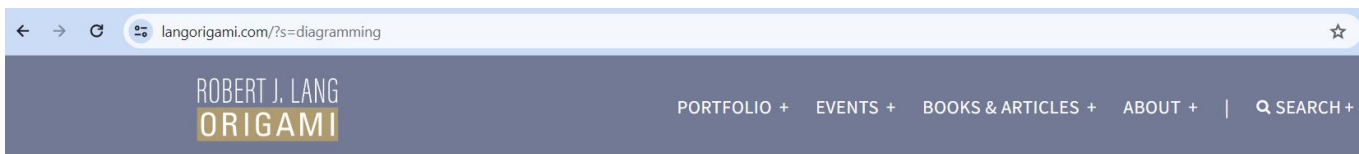
Current favourite?



PagePlus.X8

What I use

Diagrams – Conventions



SEARCH

Results for *diagramming*

Post: Origami Diagramming Conventions

Post: Google's Doodle: Akira Yoshizawa

Post: Origami Simulation

Post: 4OSME

Read this thoroughly

Anything you do differently should be intentional

Photos



P1040821



P1040822



P1040823



P1040824



P1040825



P1040826



P1040827



P1040828



P1040829



P1040830



P1040831



P1040832



P1040833



P1040834



P1040835



P1050039



P1050040



P1050041



P1050042



P1050043



P1050044



P1050045



P1050046



P1050047



P1050048



P1050049



P1050050



P1050051



P1050052



P1050053



P1050054



P1050055



P1050069



P1050070



P1050071



P1050072



P1050073



P1050074



P1050075



P1050076



P1050077



P1050078



P1050079



P1050080



P1050081



P1050082



P1050083



P1050084



P1050085



P1050086



Vicious Little Dragon logo1



Vicious Little Dragon wide1



Vicious Little Dragon wide2




Vicious Little Dragon3

Photos


Photos should be:

- Consistent with other models
- Colourful
- In focus
- Clear
- Of well-folded models
- Accurate to the diagrams
- Framed well


BAD



BAD



Good?



Photos – Pro Tip

Easy photography hack: get someone else to do it!



Sampreet Manna


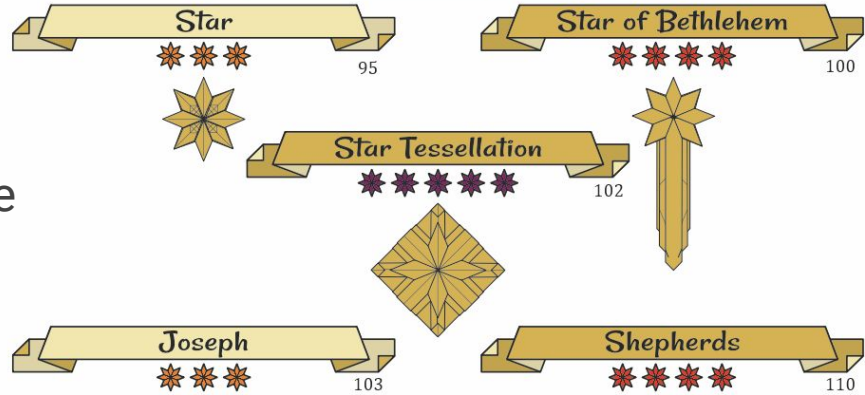


Boice Wong



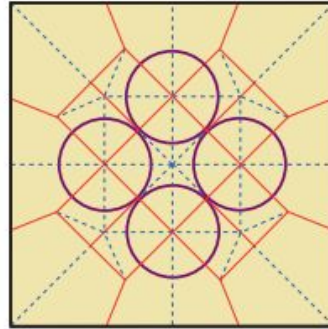
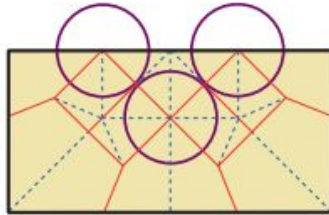
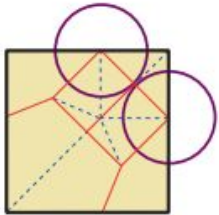
Graphics

- You don't need lots of experience
- Simple is often best
- Whitespace is your friend
- Make titles BIG



Text sections?

- Use images
- Text should be dark grey not black
- Clarity is the most important thing



Proofreading

- Accept criticism/feedback
- The most useful feedback you receive will be after the book is published

